

Product's Features

- Frame material: aluminum profile.
- Light curtain: Made of special PVC material. Glass fiber non-woven fabric and special fluoro resin
- Support customization: customizable shapes and patterns.

Technical parameters

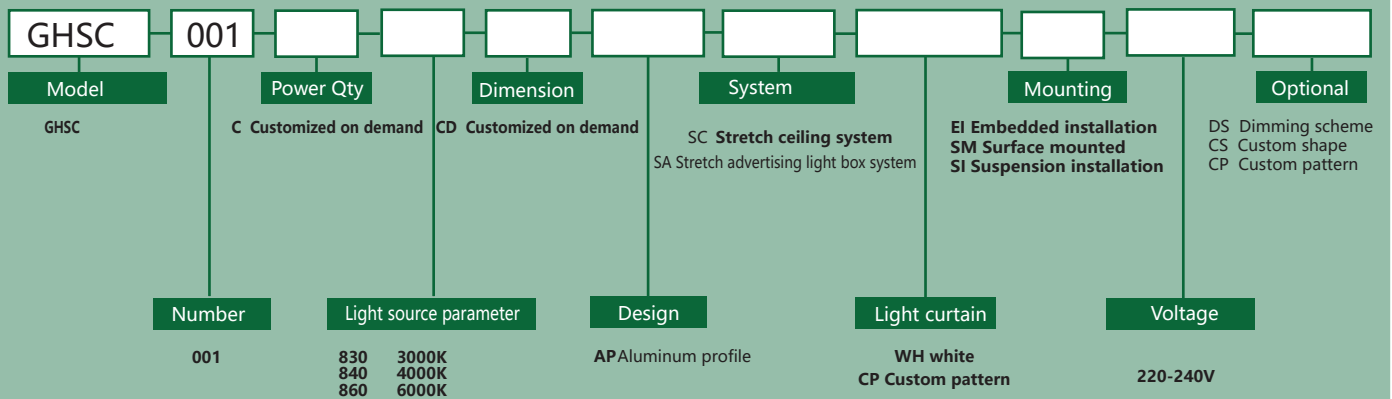
- Light Source: LED
- Dimming: optional dimming
- Light Power: Customized on demand
- Working Power: 220-240V, 50Hz
- IP Grade: IP20
- Insulation Grade: Class 1
- Safety Standards: IEC598
- Color rendering index: Ra ≥ 80
- Lumen value: 70-100LM / W
- Life expectancy: 3 years

Applicable place

- Office, shopping mall, supermarket, school, workshop, etc.

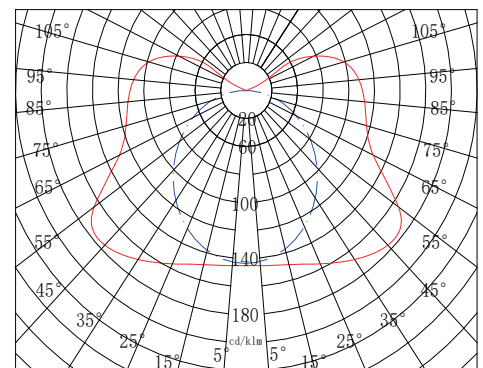


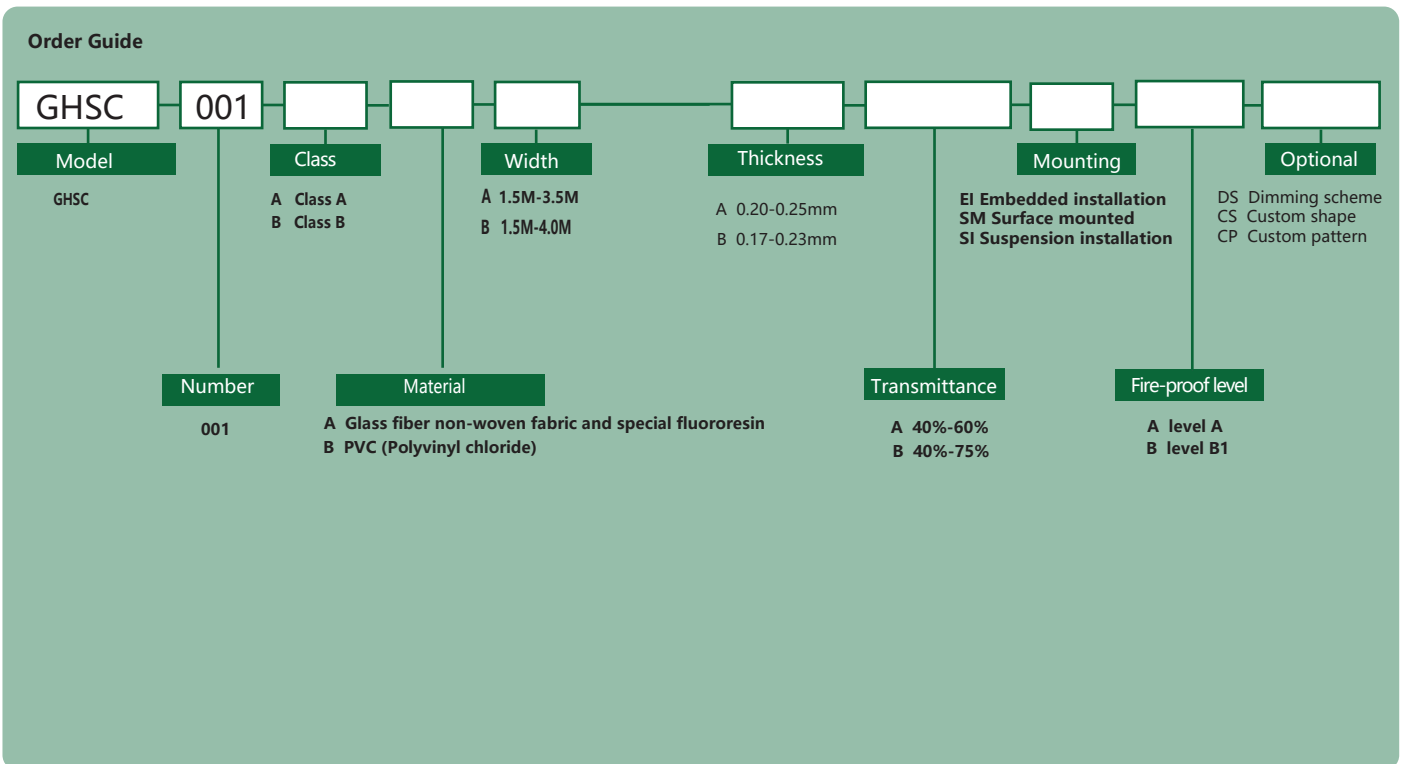

Order Guide



Installation steps:

1. Install wooden frame and aluminum profile frame.
2. Install the LED light and LED power supply, and test whether the light is normal.
3. Use the hair dryer to blow the edge of the soft light curtain, fix the four corners of the light curtain on the aluminum alloy frame, and then insert the edge of the light curtain into the aluminum alloy frame card slot.
4. After installing the translucent curtain, use a hair dryer to pull the pleats flat. The installation is complete.





Installation diagram

