

Product's Features

Lamp body material:
aluminum or galvanized sheet
Shell color: gray, black
Design:Decorative light columns with
triangular section

Technical parameters

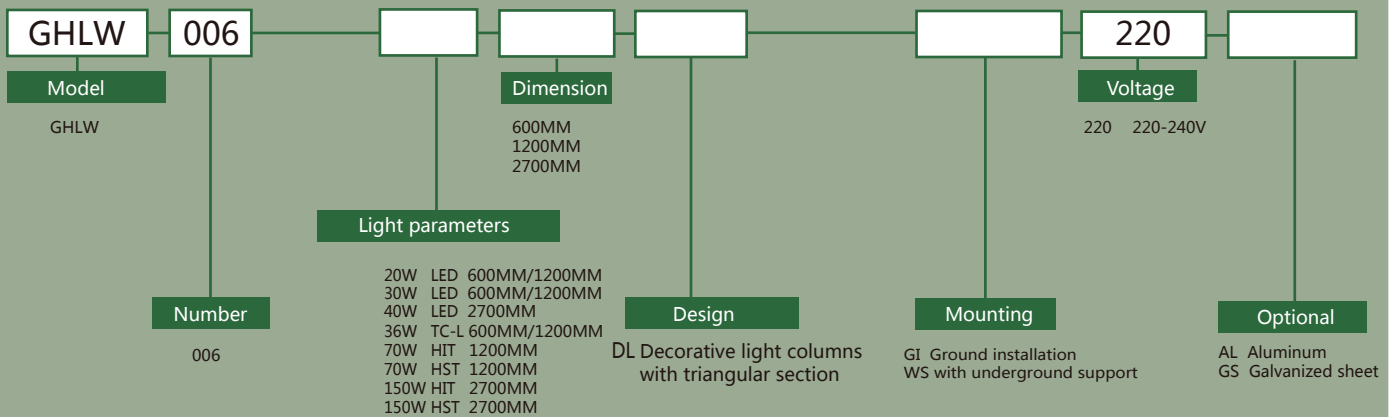
Light Source : LED,HIT,HST,TC-L
Light Power : 20W-150W
Electric Type : Metal halide lamp ballast or LED drive
Working Power : 220-240VAC
Color rendering index:Ra ≥ 80 , Ra ≥ 90
Lumen value:100LM/W,120LM/W
Color temperature:2700-6500K
Life expectancy: 50,000 h (Ta=25°C)
IP Grade : IP65
Insulation Grade:Class 1
Safety Standards:IEC598

Applications

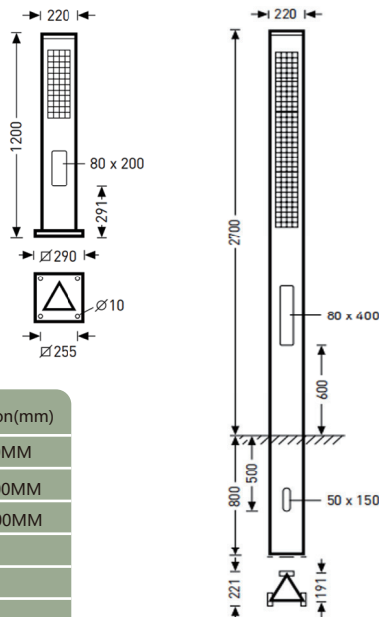
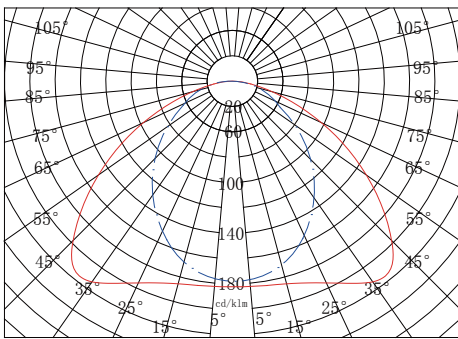
Outdoor lighting of slow lane, sidewalk,
residential area, scenic spot, park, square
and other public place



Order Guide :



Remark:compliance with the requirement of the buyer



Model	Number	Light parameters	Dimension(mm)
GHLW	006	20W LED/30W LED/36W TC-L	600MM
GHLW	006	20W LED/30W LED/36W TC-L/70W HIT/70W HST	1200MM
GHLW	006	40W LED/150W HIT/150W HST	2700MM

Lighting control	Dimming method	luminous flux
Manual control Intelligent control Emergency control	Dim0/1-10V dimmable DALI dimmable Triac dimmable DMX512 dimmable Not dimmable	100LM/W 120LM/W

LED driver	light source	Life expectancy
Optional configuration brand: MEAN WELL PHILIPS OSRAM TRIDONIC LTECH LIFUD KEGUPOWER	Optional configuration brand: CREE BRIDGELUX PHILIPS OSRAM EPISTAR SANAN	50,000 h (Ta=25°C)

Certification certificate	Color rendering	Color temperature
CE RoHS COGC CCC	Ra ≥ 80 Ra ≥ 90	2700-3000K 3500-4000K 6000-6500K